

Gloucester County, NJ

Date of Formation: 1686

County Seat: Woodbury

Municipalities: 24

Demographics

(ranking in state out of 21 counties)


Population

Population 2015: 291,479 (14th)

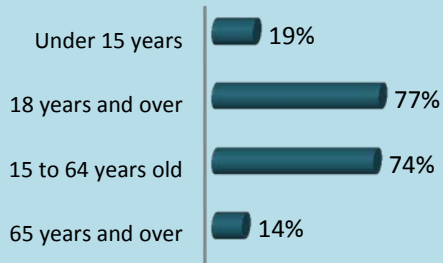
Population Change 2010-15: 2.1%

Population Density: 905.2 (13th)

Race

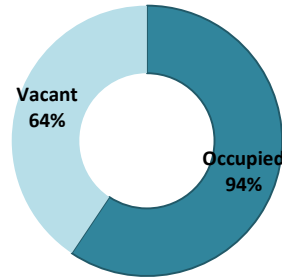


Age

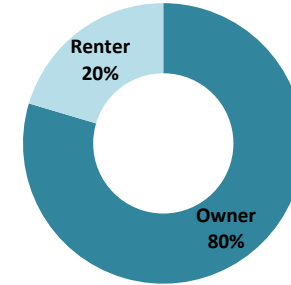


Housing and Land Use

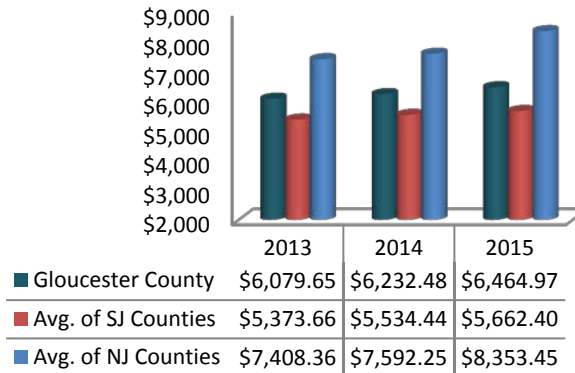
Housing Occupancy



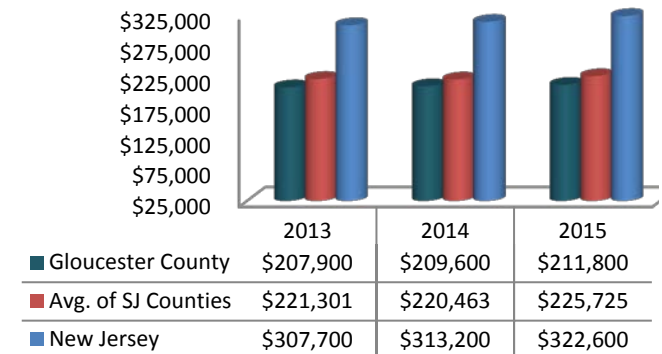
Owner/Renter Occupancy



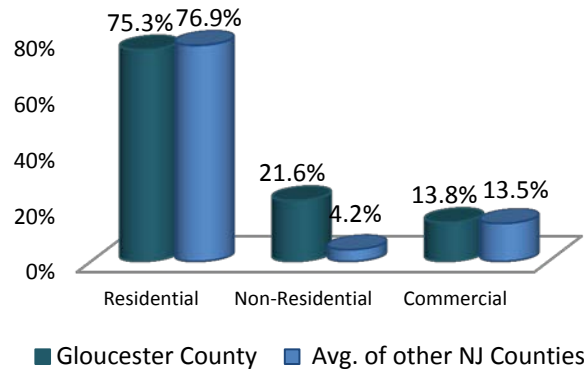
Property Tax



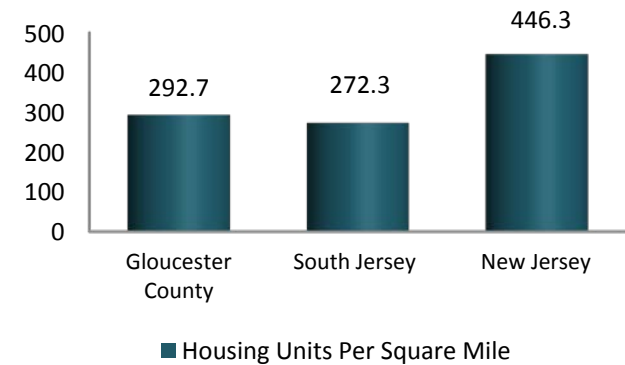
Median Housing Value



Land Use (Parcel Values as a % of Total Value)

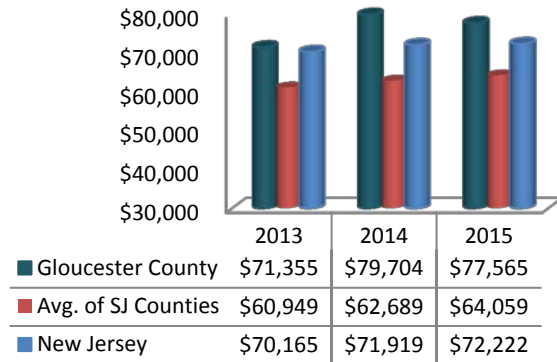


Housing Density

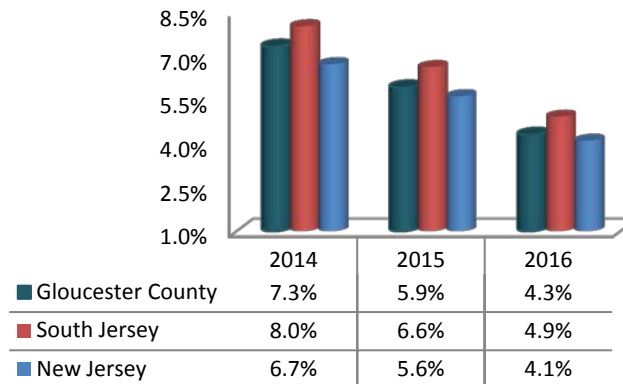


Income and Economic Factors

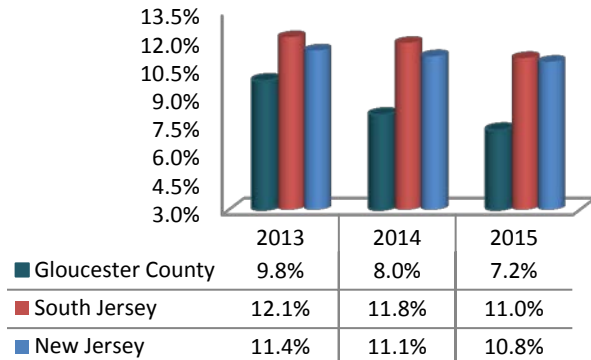
Median Household Income



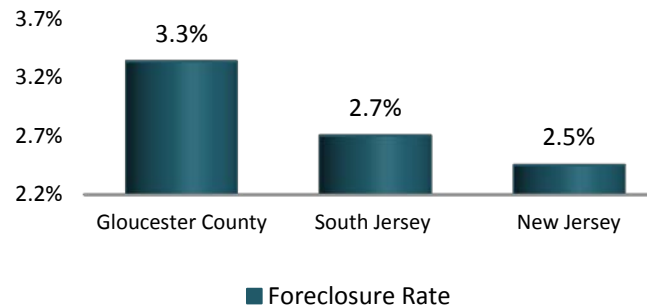
Unemployment



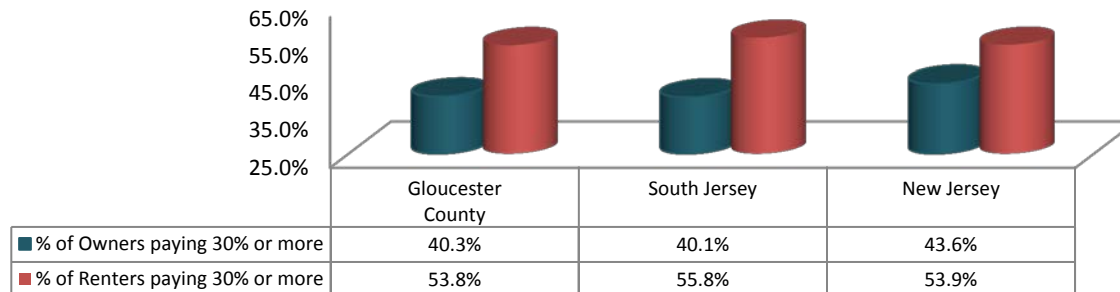
Poverty



Foreclosure Rates



Housing Affordability: % of Owners and Renters Paying 30% or more on Housing



Education Attainment

- Non High School Graduated: 8.5%
- High School Graduate: 34.7%
- Some College, No Degree: 17.6%
- Associate's Degree: 9.6%
- Bachelor's Degree: 19.7%
- Graduate or Professional Degree: 9.9%

Largest Private Employers

1. Inspira Health Network (1,000-2,499)
2. Kennedy University Hospital (1,000-2,499)
3. Missa Bay LLC. (950)
4. US FoodService (725)

Projected Employment Change 2014-2024 (% Change)

Highest Increases

1. Arts, Entertainment and Recreation (26.6)
2. Construction (25.5)
3. Healthcare and Social Services (18.8)
4. Real Estate and Rental and Leasing (15.4)
5. Administrative and Waste Services (13.6)

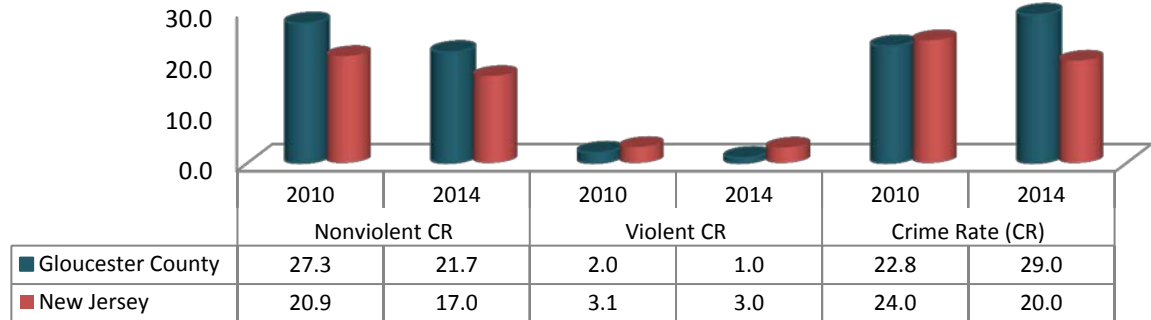
Largest Decreases

1. Information (-15.7)
2. Education Services (-10.8)
3. Manufacturing (-8.7)
4. Government (-2.1)

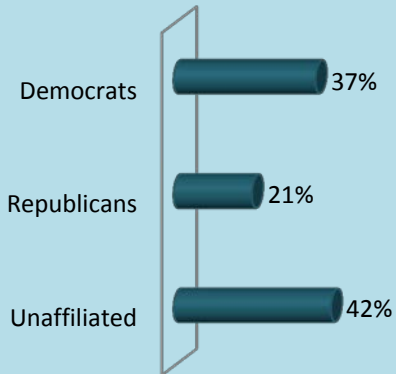
Crime Rankings (out of 8 South Jersey Counties)

- Nonviolent Crimes: 3rd Lowest in Region
- Violent Crime: Lowest in Region
- Total Crime: 3rd Lowest in Region

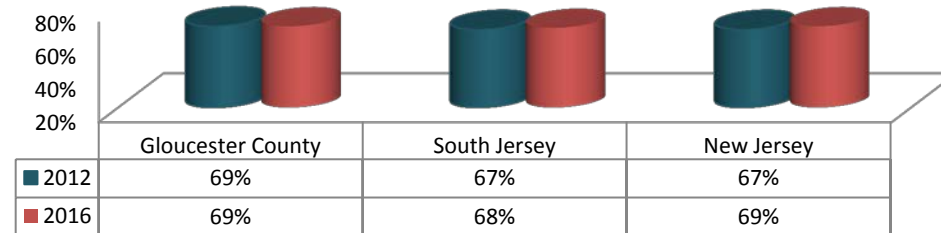
Crime



Registered Voters



Voter Turnout



Kids Count Rankings

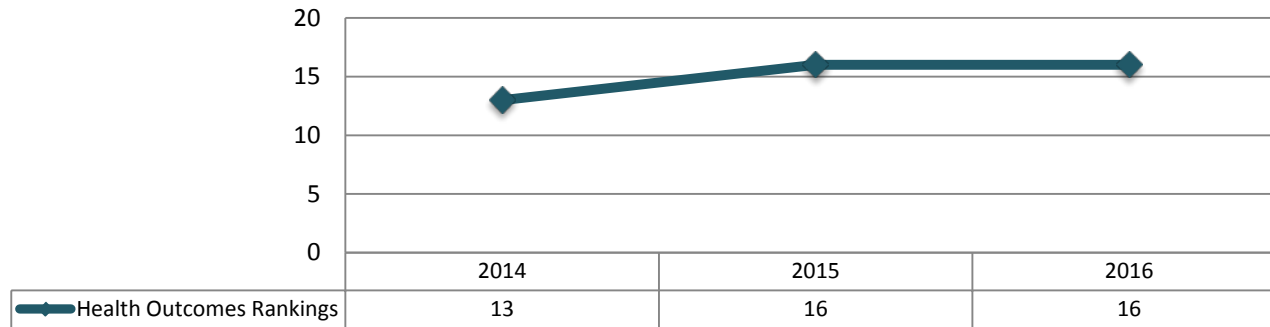
- 2016: 9
- 2015: 10
- 2014: 11
- 2013: 10

Kids Count 2016

Child Poverty (27%)	% of Births to Girls 10-19 Rates (4)	Infant Mortality Rate (4)	Juvenile Arrest Rate (10)
2015 Rank: 20 2016 Rank: 19	2015 Rank: 11 2016 Rank: 12	2015 Rank: 8 2016 Rank: 9	2015 Rank: 10 2016 Rank: 10


County Health Rankings

Health Outcomes Rankings




Health Outcome rankings are based on variables used to determine length and quality of life.

Health Factors Rankings



Health Factor rankings are based on variables used to determine the following: health behaviors, clinical care, social and economic factors, and physical environment.

Social & Economic Factors Rankings



Social and Economic Factor rankings are based on the following variables: high school graduation, some college, unemployment, children in poverty, income inequality, children in single parent households, social association, violent crime, and injury deaths.

Other Rankings Influencing Health Outcomes (out of 21)

- Length of Life: 15th
- Quality of Life: 13th

Other Variables Influencing Health Outcomes

- Premature Deaths: 6,900 per 100,000 population
- 8% of live births with low birth weights

Other Rankings Influencing Health Factors (out of 21)

- Health Behavior: 15th
- Clinical Care: 17th
- Physical Environment: 20th

Other Variables Influencing Health Factors

- Adult Smoking: 15%
- Adult Obesity: 29%
- Excessive Drinking: 20%
- Primary Care Physicians to Population Ratio: 1,730:1