

# Atlantic County, NJ

Date of Formation: 1837  
 County Seat: Mays Landing  
 Municipalities: 23

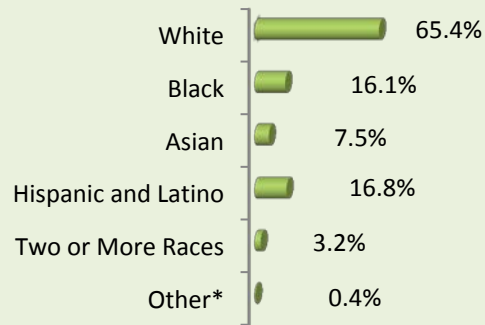
## Demographics

(ranking in state out of 21 counties)

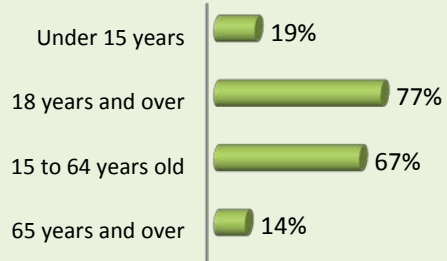
### Population

Population 2015: 274,219 (15<sup>th</sup>)  
 Population Change 2010-15: -0.1  
 Population Density: 493.5 (15<sup>th</sup>)

### Race

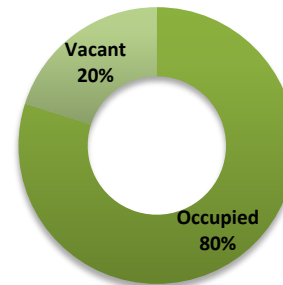


### Age

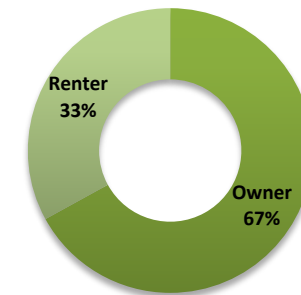


## Housing and Land Use

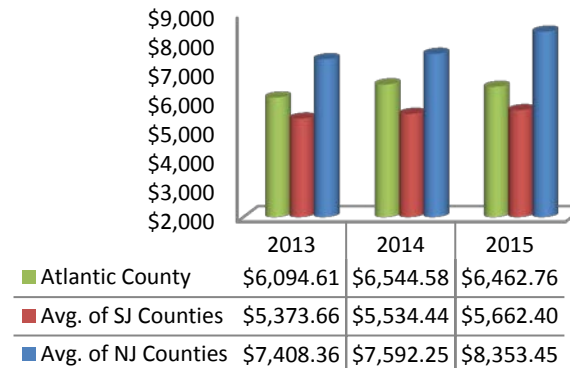
### Housing Occupancy



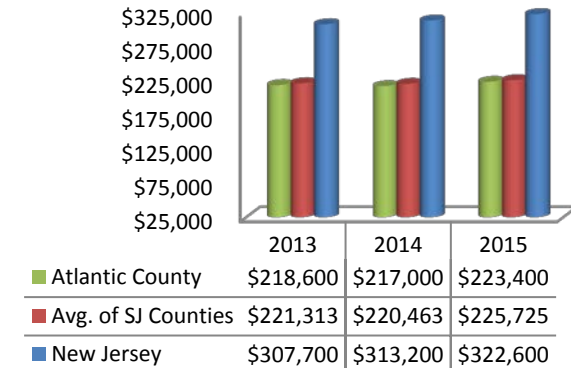
### Owner/Renter Occupancy



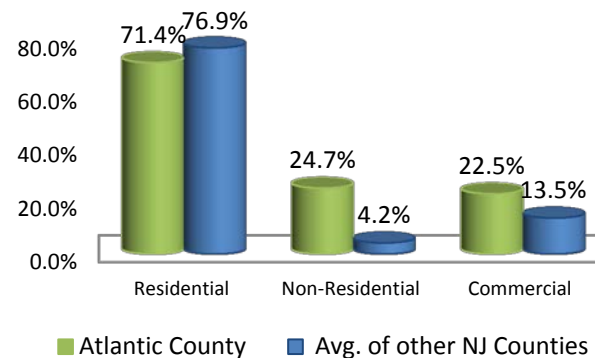
### Property Tax



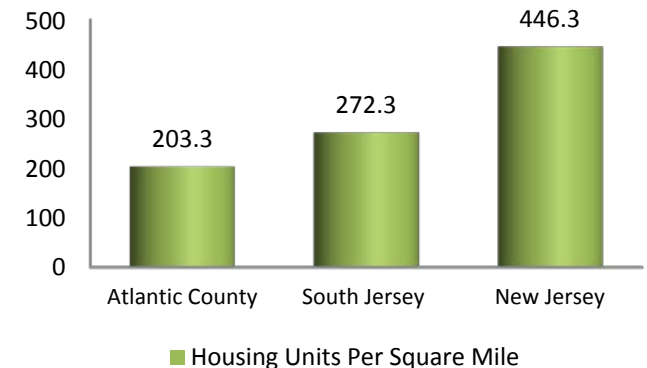
### Median Housing Value



### Land Use (Parcel Values as a % of Total Value)

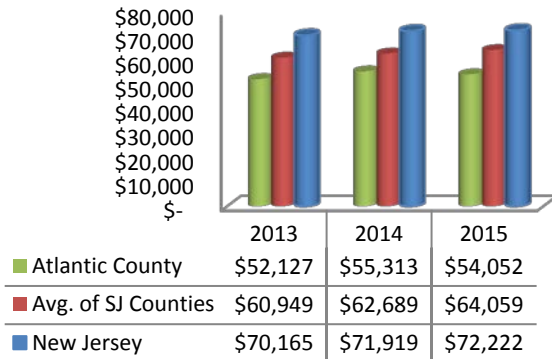


### Housing Density

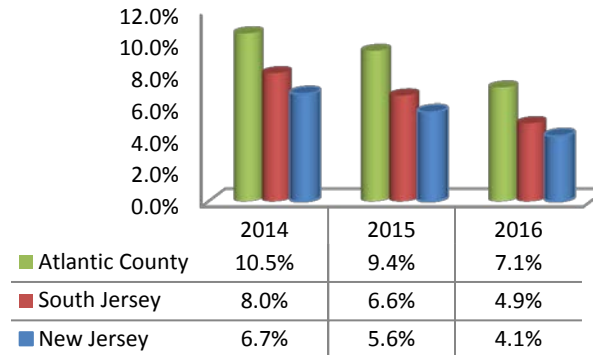


## Income and Economic Factors

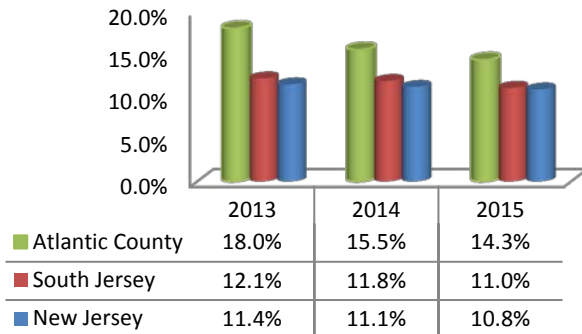
### Median Household Income



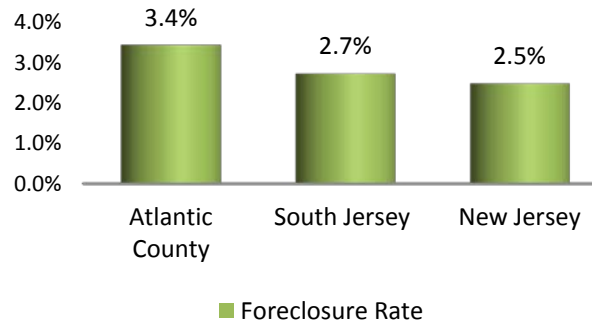
### Unemployment



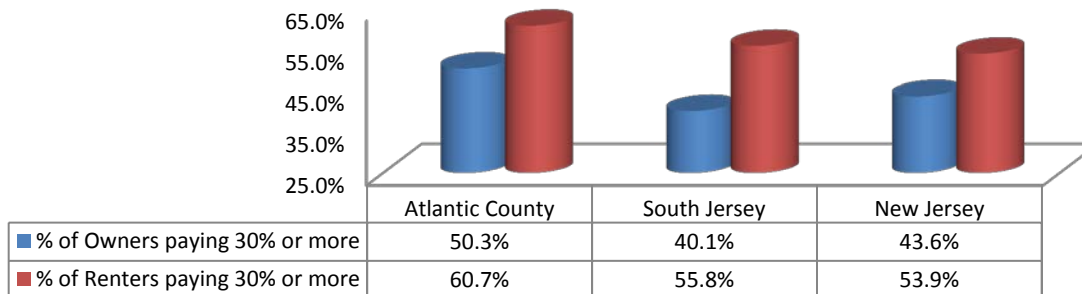
### Poverty



### Foreclosure Rates



### Housing Affordability: % of Owners and Renters Paying 30% or more on Housing



### Education Attainment

- Non High School Graduated: 15.3%
- High School Graduate: 33.4%
- Some College, No Degree: 20.3%
- Associate's Degree: 6.7%
- Bachelor's Degree: 16.5%
- Graduated or Professional Degree: 7.9%

### Largest Private Employers

1. Borgata Hotel Casino and Spa (5,800)
2. Harrah's (3,400)
3. Tropicana (3,000)
4. Caesars (3,000)

### Projected Employment Change 2014-2024 (% Change)

#### Highest Increases

1. Professional, Scientific, and Technical Services (19.6)
2. Arts, Entertainment, and Recreation (17.3)
3. Construction (15.7)
4. Real Estate and Rental and Leasing (12.3)

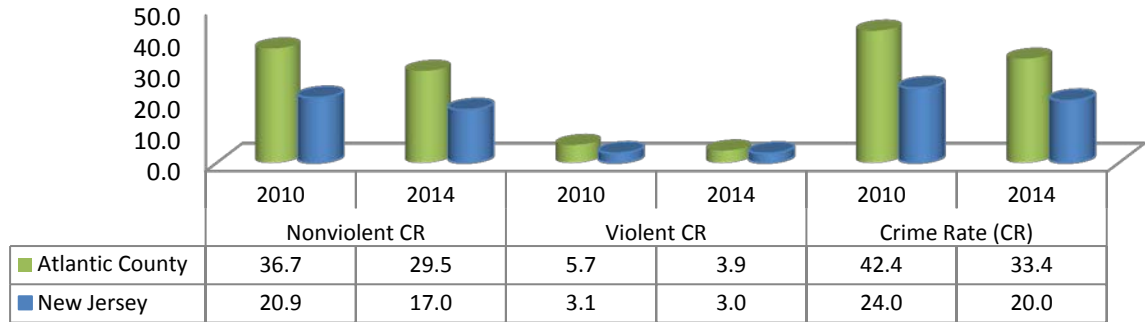
#### Largest Decreases

1. Natural Resources and Mining (-15)
2. Finance and Insurance (-13.6)
3. Information (-6.7)
4. Education Services (-6.7)

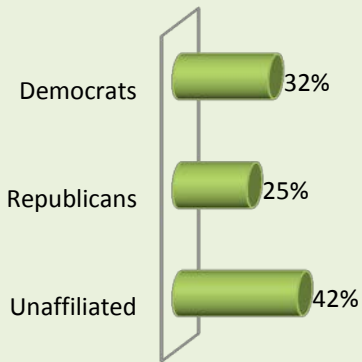
### Crime Rankings (out of 8 South Jersey Counties)

- Nonviolent Crimes: 3<sup>rd</sup> Highest
- Violent Crime: 3<sup>rd</sup> Highest
- Total Crime: 3<sup>rd</sup> Highest

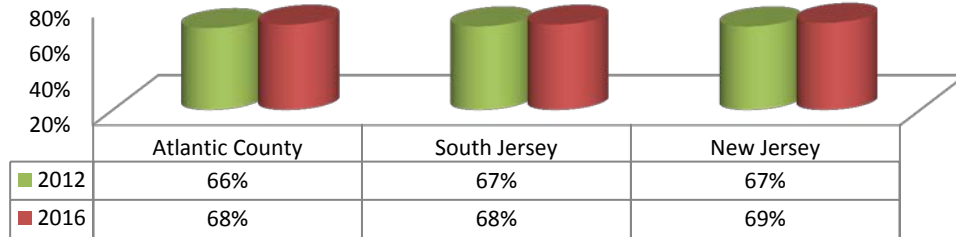
### Crime



### Registered Voters



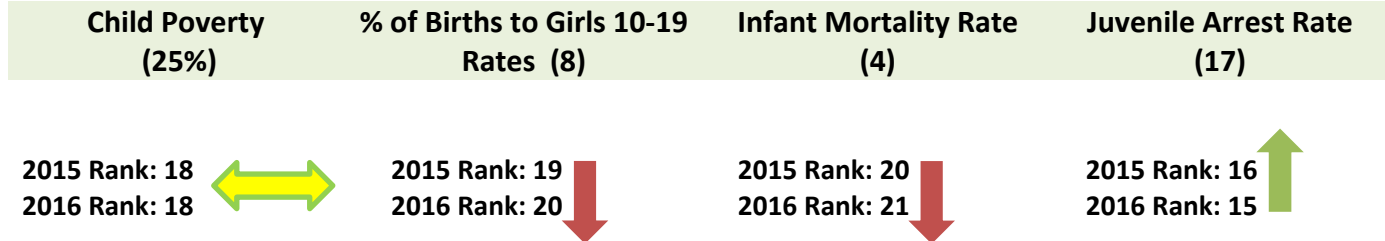
### Voter Turnout



### Kids Count Rankings

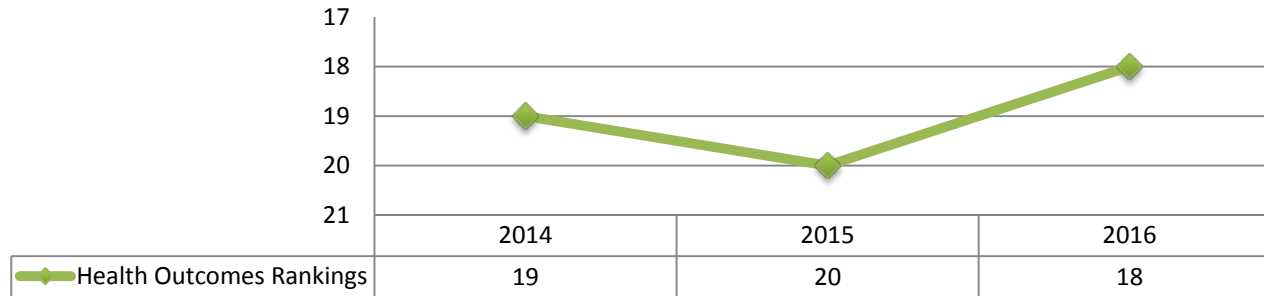
- 2016: 20
- 2015: 20
- 2014: 20
- 2013: 19

### Kids Count 2016



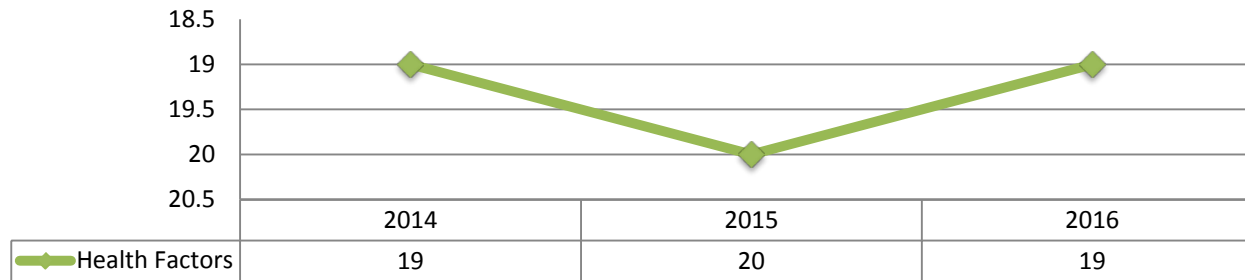
## County Health Rankings

### Health Outcomes Rankings



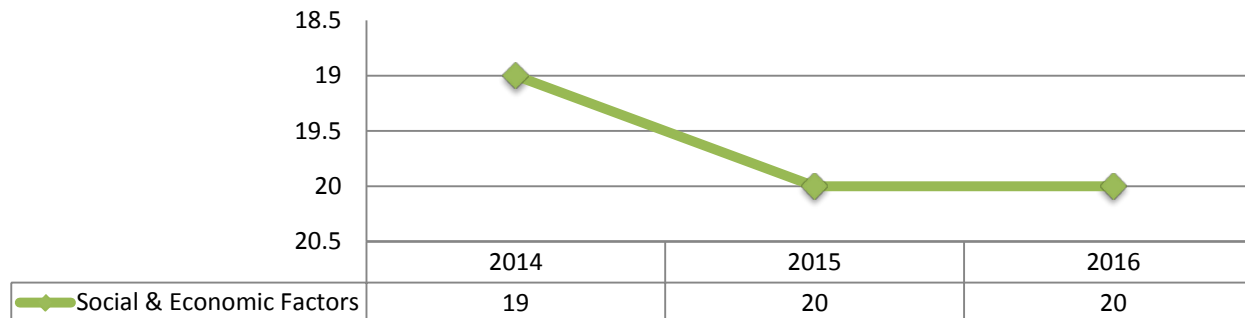
Health Outcome rankings are based on variables used to determine length and quality of life.

### Health Factors Rankings



Health Factor rankings are based on variables used to determine the following: health behaviors, clinical care, social and economic factors, and physical environment.

### Social & Economic Factors Rankings



Social and Economic Factor rankings are based on the following variables: high school graduation, some college, unemployment, children in poverty, income inequality, children in single parent households, social association, violent crime, and injury deaths.

### Other Rankings Influencing Health Outcomes (out of 21)

- Length of Life: 19<sup>th</sup>
- Quality of Life: 16<sup>th</sup>

### Other Variables Influencing Health Outcomes

- Premature Deaths: 7,800 per 100,000 population
- 9% of live births with low birth weights

### Other Rankings Influencing Health Factors (out of 21)

- Health Behavior: 19<sup>th</sup>
- Clinical Care: 16<sup>th</sup>
- Physical Environment Rank: 6<sup>th</sup>

### Other Variables Influencing Health Factors

- Adult Smoking: 19%
- Adult Obesity: 27%
- Excessive Drinking: 18%
- Primary Care Physicians to Population Ratio: 1,321:1