

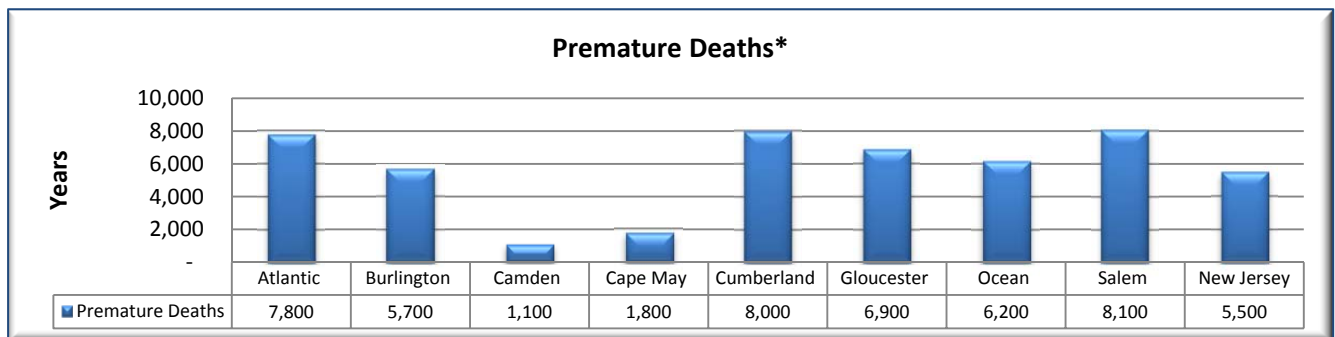
South Jersey Health Data: Snapshot

Data is from the County Health Rankings from the Robert Wood Foundation and the University of Wisconsin Population Health Institute

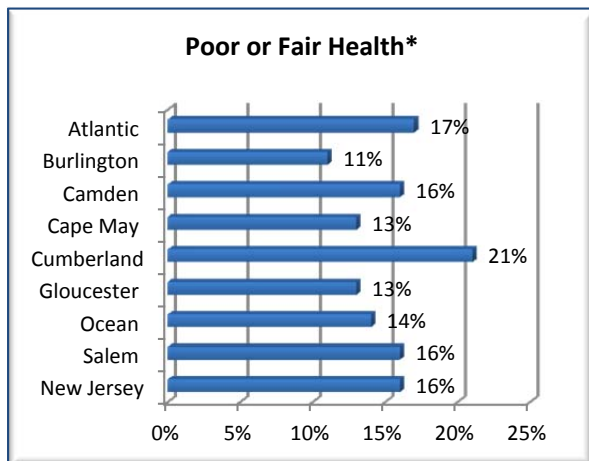
2016 Health Outcome Rankings for 8 Southern New Jersey Counties (out of 21 counties)								
County	Atlantic	Burlington	Camden	Cape May	Cumberland	Gloucester	Ocean	Salem
Rankings	18	9	19	15	21	16	11	17
Health Outcome rankings are based on variables used to determine length and quality of life.								

Length of Life Rankings								
County	Atlantic	Burlington	Camden	Cape May	Cumberland	Gloucester	Ocean	Salem
Rankings	19	11	17	18	20	15	14	21
Length of Life rankings are based on premature death data.								

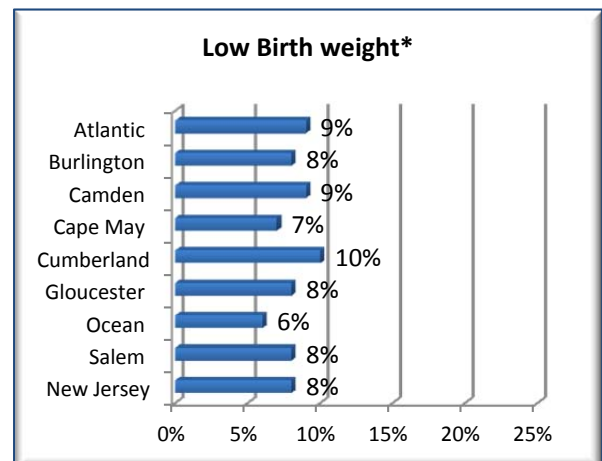
Quality of Life Rankings								
County	Atlantic	Burlington	Camden	Cape May	Cumberland	Gloucester	Ocean	Salem
Rankings	16	11	17	6	21	13	9	15
Quality of Life rankings are based on the following variables: poor or fair health, poor physical days, poor mental days, low birthweight.								



*Years of potential life lost before age 75 per 100,000 population (age-adjusted).



*Percentage of adults reporting fair or poor health (age-adjusted).



*Percentage of live births with low birthweight (< 2500 grams).

2016 Health Factors Rankings for 8 Southern New Jersey Counties (out of 21 counties)

County	Atlantic	Burlington	Camden	Cape May	Cumberland	Gloucester	Ocean	Salem
Rankings	19	7	15	14	21	13	12	20

Health Factor rankings are based on variables used to determine the following: health behaviors, clinical care, social and economic factors, and physical environment.

Health Behavior Rankings

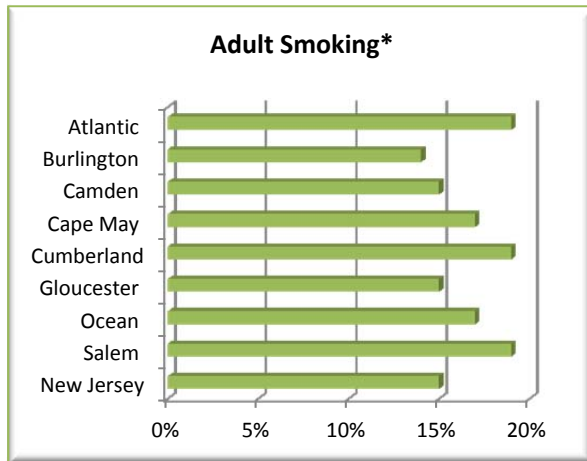
County	Atlantic	Burlington	Camden	Cape May	Cumberland	Gloucester	Ocean	Salem
Rankings	19	8	14	18	21	15	13	20

Health Behavior rankings are based on the following variables: adult smoking, adult obesity, food environment index, physical inactivity, access to exercise opportunities, excessive drinking, alcohol-impaired driving deaths, sexually transmitted infections, and teen births.

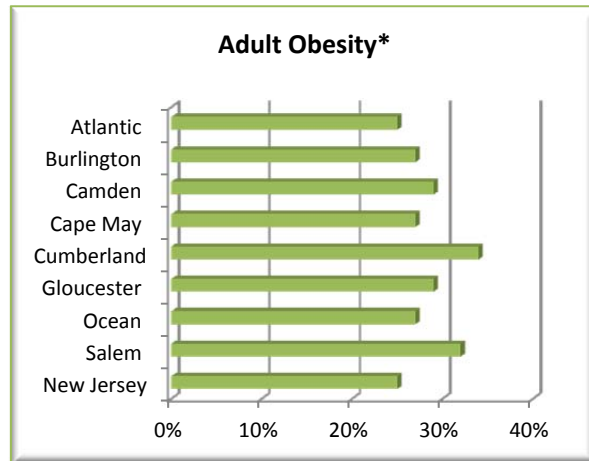
Clinical Care Rankings

County	Atlantic	Burlington	Camden	Cape May	Cumberland	Gloucester	Ocean	Salem
Rankings	16	8	14	6	20	17	12	19

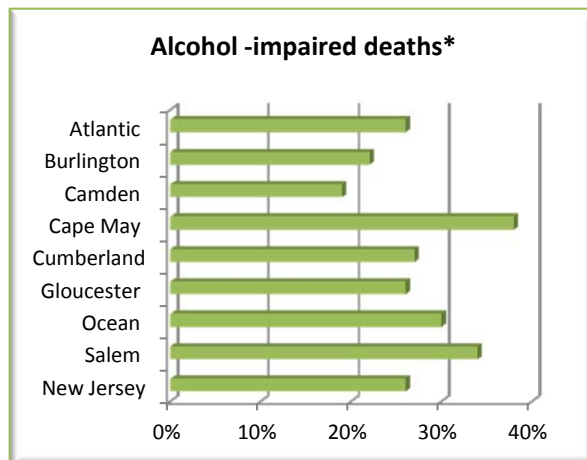
Clinical Care rankings are based on the following variables: uninsured, primary care physicians, dentists, mental health providers, preventable health stays, diabetic monitoring, and mammography screening.



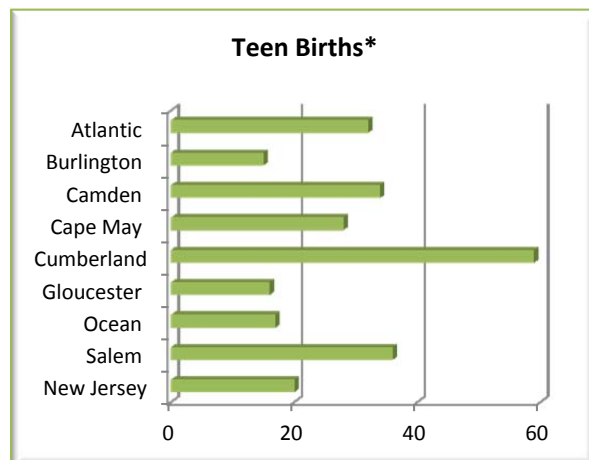
*Percentage of adults who are current smokers.



*Percentage of adults that report a BMI of 30 or more.



*Percentage of driving deaths with alcohol involvement.



*Number of births per 1,000 female population ages 15-19.

Primary Care Physicians, Dentist, and Mental Health Providers Ratios

County	Atlantic	Burlington	Camden	Cape May	Cumberland	Gloucester	Ocean	Salem	NJ
Primary Care	1,320:1	1,180:1	970:1	1,810:1	2,190:1	1,730:1	2,100:1	2,410:1	1,170:1
Dentist	1,860:1	1,410:1	1,350:1	1,870:1	1,730:1	2,270:1	1,580:1	3,240:1	1,220:1
Mental Health	850:1	420:1	400:1	1,050:1	1,290:1	1,360:1	780:1	1,220:1	570:1

Social & Economic Factors Rankings

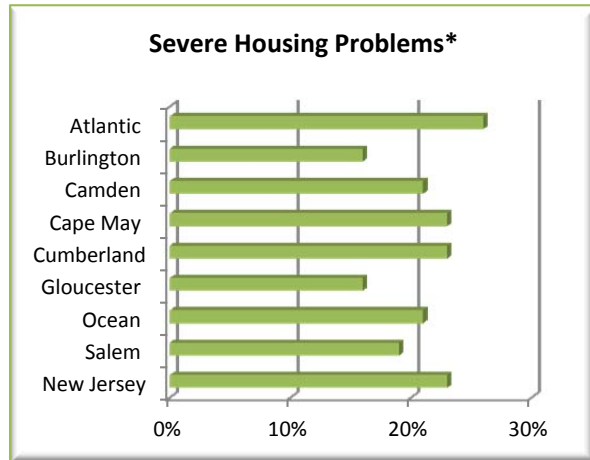
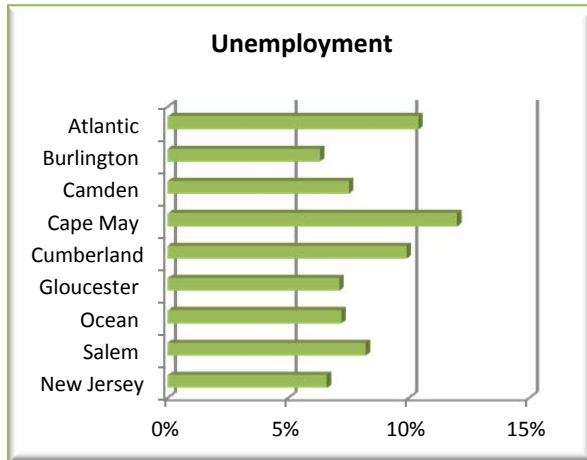
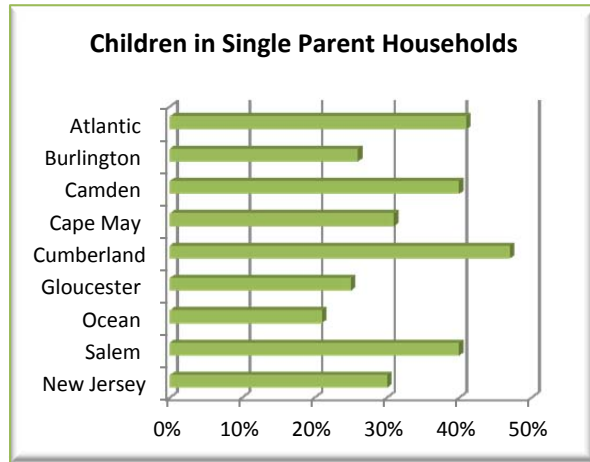
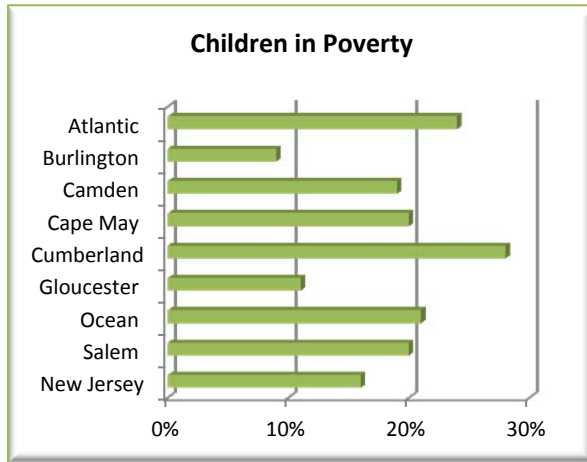
County	Atlantic	Burlington	Camden	Cape May	Cumberland	Gloucester	Ocean	Salem
Rankings	20	7	15	17	21	10	12	14

Social and Economic Factor rankings are based on the following variables: high school graduation, some college, unemployment, children in poverty, income inequality, children in single parent households, social association, violent crime, and injury deaths.

Physical Environment Rankings

County	Atlantic	Burlington	Camden	Cape May	Cumberland	Gloucester	Ocean	Salem
Rankings	6	12	15	4	19	20	10	21

Physical Environment rankings are based on the following variables: air pollution-particulate matter, drinking water violations, severe housing problems, driving alone to work, and long commute-driving alone.



*Percentage of households with at least 1 of 4 housing problems: overcrowding, high housing costs, or lack of kitchen or plumbing facilities.