



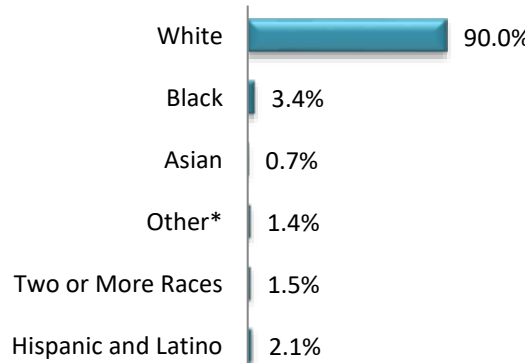
# Stow Creek Township, NJ Cumberland County

Year Incorporated: 1798  
Government Type: Township  
Form of Government: Township

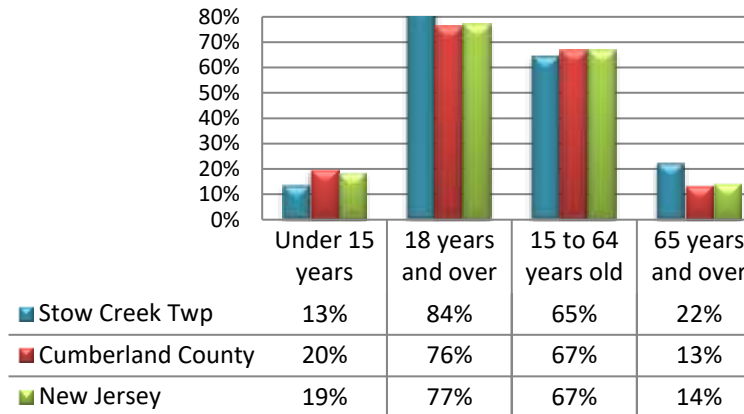
2015 Estimated Populated: 1,365  
Population Change 2000-2015: -4.5%  
Population Density: 74.6 (per sq. mi.)

## Demographics\*\*\*

### Race



### Age



### Dependency Ratio

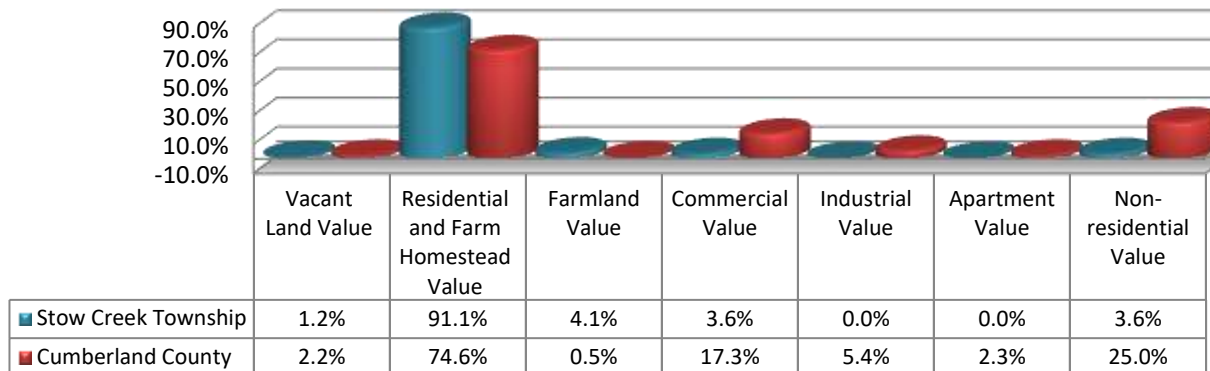
	2000	2015	% change
Stow Creek Twp	53.5	56.7	6.0%
Cumberland County	53.6	52.6	-1.9%
New Jersey	53.9	52.4	-2.7%

The dependency ratio is the ratio of dependents (people younger than 15 or older than 64), to the working age population, those 15-64.

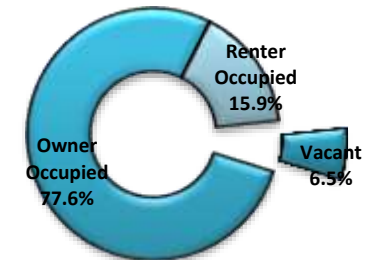
\*\*\*Demographic information is from the 2015 American Community Survey and 2000 and 2010 US Census.

## Land Usage and Housing\*\*\*

### Parcel Values as a Percentage of Total Value



### Housing Occupancy



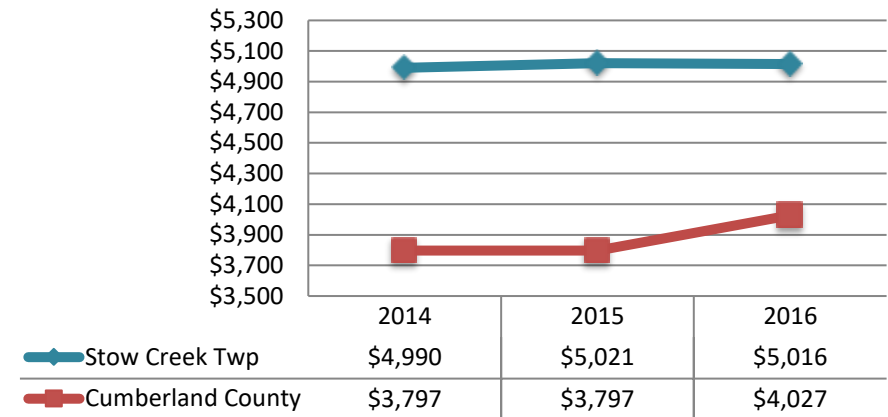
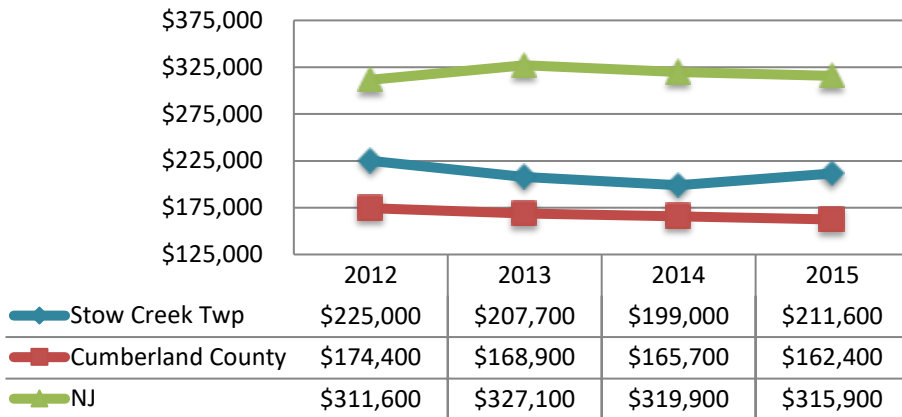
	Owner	Renter	Vacant
Stow Creek Twp	77.6%	15.9%	6.5%
Cumberland County	59.4%	30.2%	10.4%
New Jersey	57.5%	31.7%	10.9%

\*\*\*2016 Land use and property tax data is from the NJ Department of Community Affairs.

Municipal Profiles were prepared by the Senator Walter Rand Institute for Public Affairs at Rutgers University-Camden

**Median Housing Prices(in current dollars)**

**Average Property Tax**



**% change 2012-2015**

**Stow Creek Twp: -6.0    Cumberland County: -6.9    NJ: 1.4**

**% change 2014-2016**

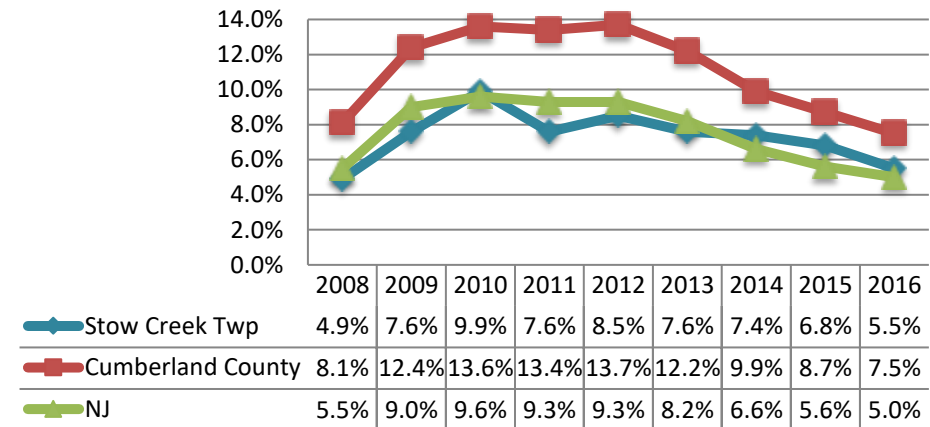
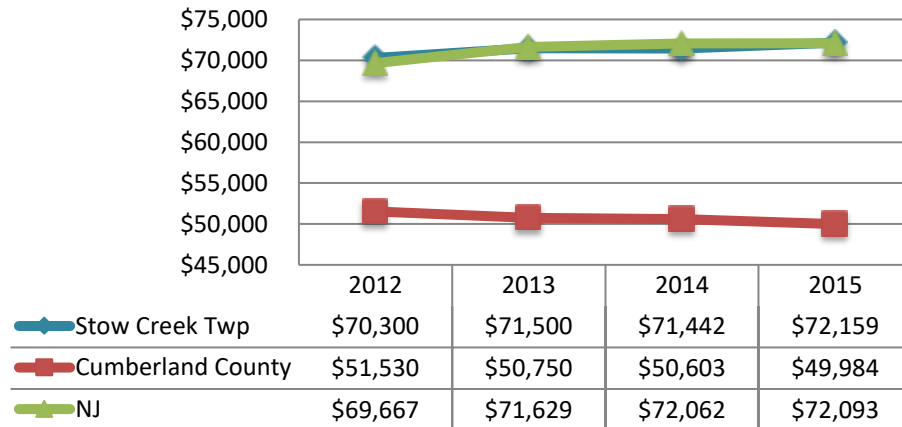
**Stow Creek Twp: 0.50    Cumberland County: 6.05**

\*\*\*Housing occupancy and prices are from the 2015 American Community Survey. Average property tax is from the New Jersey's Department of Community Affairs's website.

**Economic Indicators\*\*\***

**Median Household Income**

**Unemployment Rate**



**% change 2012-2015**

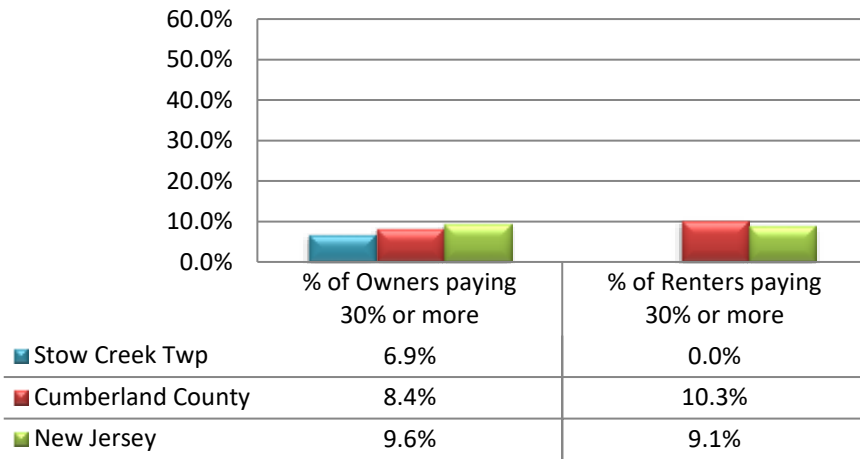
**Stow Creek Twp: 2.6    Cumberland County: -3.0    NJ: 3.5**

**% change 2014-2016**

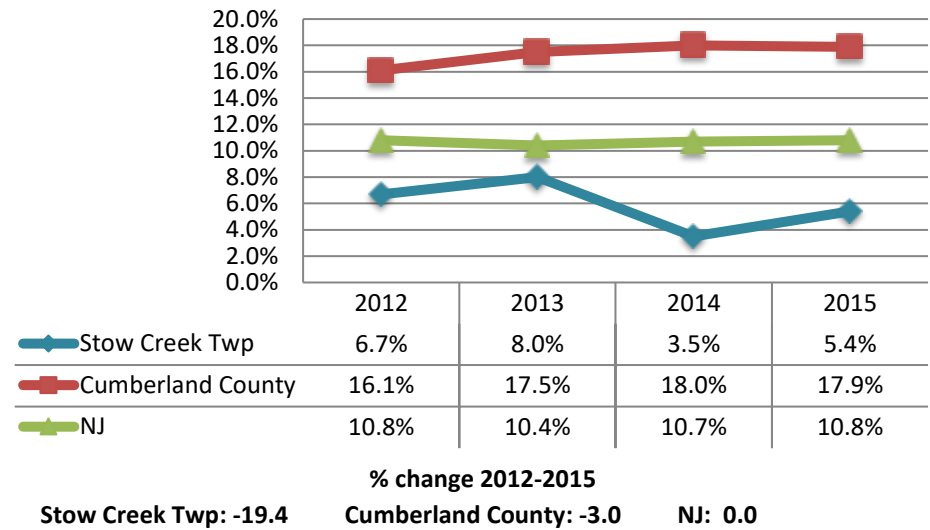
**Stow Creek Twp: -25.68    Cumberland County: -24.2    NJ: -24.2**

\*\*\*Household income data is from the 2015 American Community Survey. The unemployment rates are from the NJ Department of Labor and Workforce Development.

**% of Home Owners and Renters Paying more than 30% of their Income on Housing**

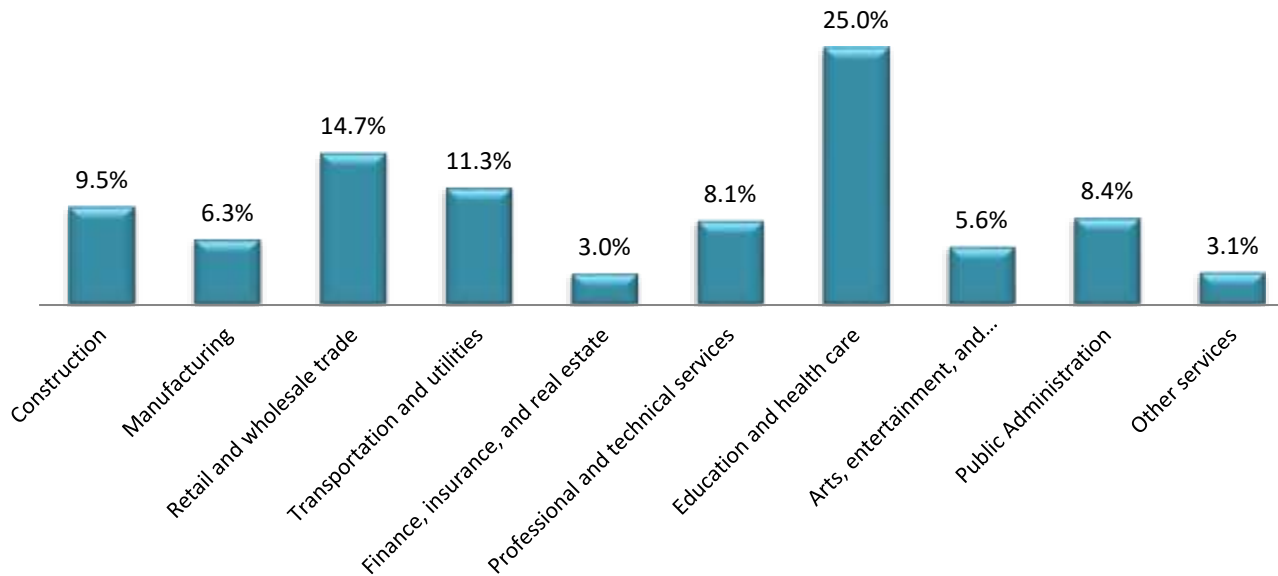


**Poverty Rate**

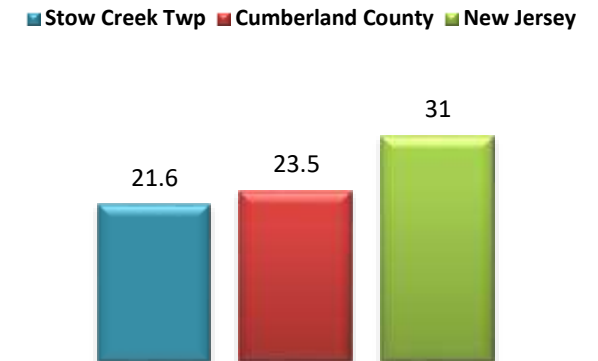


\*\*\*Housing affordability and poverty rates are from the 2015 American Community Survey.

**Percentage of Stow Creek Twp Workforce Employed by Sector\***



**Mean Travel Time to Work (Mins.)**



**Modes of Transportation to Work**

Modes of Transportation to Work	%
Drove Alone	91.2
Carpooled	3.4
Public Transportation	0
Work from Home	2.4
Walked	1.9
Other Means	1.2

\*\*\*Workforce and commute data is from the American Community Survey. Travel time to work is from the 2015 American Community Survey.

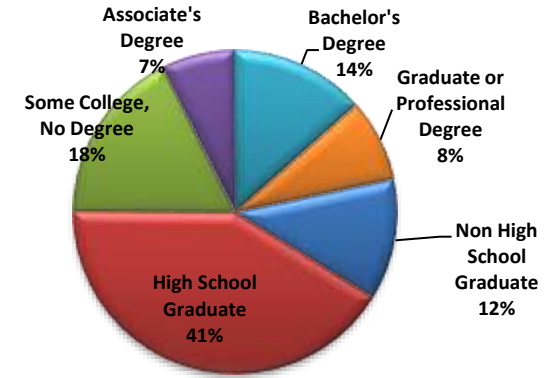
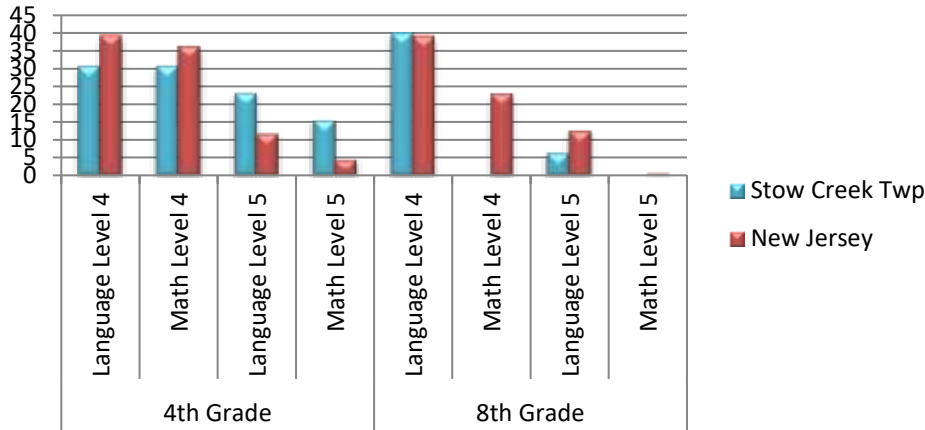
\*Arts, Entertainment and Accommodations. Also this data is the sectors in which residents work in, and not the percentage of sector jobs in the municipality.

Municipal Profiles were prepared by the Senator Walter Rand Institute for Public Affairs at Rutgers University-Camden

# Education\*\*\*

PARCC 4th and 8th Grade: Percentage of Students Meeting (Level 4) or Exceeding (Level 5) Expectations

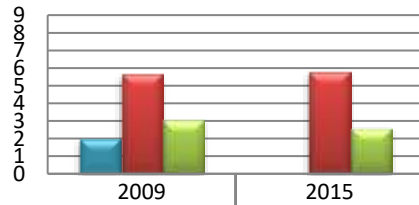
Highest Level of Education Attainment: People 25 years and over



\*\*\*2015 PARCC data is from the NJ Department of Education website and the education attainment level is from the 2015 American Community Survey.

# Crime\*\*\*

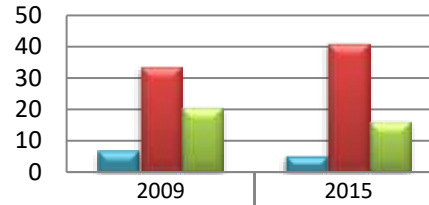
Violent Crime Rate



Violent Crime Rate

	2009	2015
Stow Creek Twp	2	0
Cumberland County	5.7	5.8
NJ	3.1	2.6

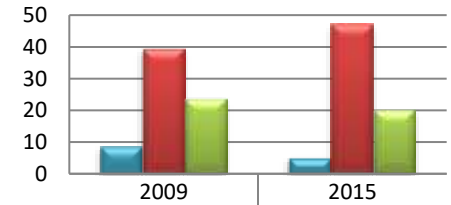
Nonviolent Crime Rate



Nonviolent Crime Rate

	2009	2015
Stow Creek Twp	6.6	4.9
Cumberland County	33.7	41.2
NJ	20.8	16.3

Total Crime Rate



Total Crime Rate

	2009	2015
Stow Creek Twp	8.5	4.9
Cumberland County	39.4	47
NJ	23.9	20.2

% Change 2009-2015

Stow Creek Twp	-100.0%
Cumberland County	1.8%
NJ	-16.1%

Stow Creek Twp	-25.8%
Cumberland County	22.3%
NJ	-21.6%

Stow Creek Twp	-42.4%
Cumberland County	19.3%
NJ	-15.5%

\*\*\*The crime data is from the FBI Uniform Crime Report

Municipal Profiles were prepared by the Senator Walter Rand Institute for Public Affairs at Rutgers University-Camden