

## 2002-2006 CAMDEN CITY JUVENILE ARRESTS

---

### INTRODUCTION

The Walter Rand Institute for Public Affairs (WRI) at the Camden Campus of Rutgers University provides research and analysis on a variety of public policy issues. One of the key issues facing our host city is crime, and WRI has played a significant role in initiatives aimed at reducing crime and its impact on Camden City.

The evaluation of crime initiatives and the clear understanding of crime trends in the City of Camden fall under the auspices of the Project Safe Neighborhoods program, a project led by WRI. In this role, WRI's Research and Evaluation Unit has gathered and analyzed Camden crime data to create a clearer picture of the current state of crime as well as crime trends over time.

Toward this effort WRI analyzed juvenile arrests for the city from 2002 to 2006 to provide a longer-term perspective of juvenile crime within the city.

### METHODOLOGY

The data used in the generation of this report represents the submissions by the Camden City Police Department to the Unified Crime Reporting Program (UCR) of the Federal Bureau of Investigations.

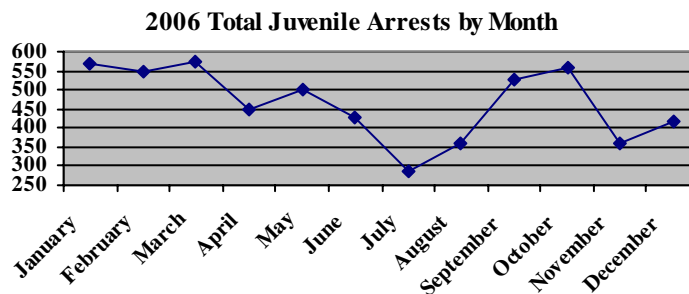
### SUMMARY OF FINDINGS

- Camden City experienced a 6% decrease in juvenile crime between 2005 and 2006.
- According to police data, criminal mischief and disorderly conduct increased by 42% in 2006 from the year prior.
- Curfew and Loitering violations made up nearly seventy percent (69%) of all juvenile crime in 2006.
- Drug Use violations made up 5% of all juvenile crime in 2006 but showed a 21% decrease from 2005.
- September through November typically have the highest number of curfew violators (average of 75% of total arrests).
- Given that Curfew violations represent a significant amount of the total juvenile crime, it is sometimes difficult to examine overall juvenile crime unless you subtract curfew violations.
- With the exception of curfew violations, crime stays fairly stable throughout the year, slightly decreasing after the higher months of March through May.
- Over two-thirds (68%) of all juveniles arrested in Camden City were African-Americans. Another 29% were Hispanic.
- Less than 20% of all juvenile arrests go to juvenile court. This should not be surprising given the large proportion of curfew violators to the total juvenile crime and the comparatively lesser occurring violent offenses.

## Camden City Total Persons Arrested Under 18 2006

Classification of Offenses	Total 2006	Percent
Murder	2	0.0
Rape	3	0.1
Robbery	22	0.4
Aggravated Assault	83	1.6
Burglary	17	0.3
Larceny	39	0.8
Motor Vehicle Theft	1	0.0
Simple Assault	81	1.6
Arson	4	0.1
Forgery and Counterfeiting	3	0.1
Stolen Property; buying, receiving, possessing	111	2.2
Criminal/malicious mischief	32	0.6
Weapons: carrying, possessing, etc.	35	0.7
Sex offenses (except rape and prostitution)	2	0.0
Disorderly Conduct	94	1.9
Vagrancy	0	0.0
All Other Offenses (except traffic)	147	2.9
Curfew and Loitering Law Violations	3,498	68.9
Run-Away	655	12.9
<b>Drug Abuse Violations</b>		
Sale of Opium or Cocaine and their derivatives	171	3.4
Sale of Marijuana, Hashish, etc.	26	0.5
Poss./Use of Opium or Cocaine and their derivatives	32	0.6
Poss./Use of Marijuana, Hashish, etc.	18	0.4
Possession/Use Sub Total	50	1.0
Sale/Manufacturing Sub Total	197	3.9
<b>Drug Abuse Violations Total</b>	247	4.9
<b>Total for 2006</b>	<b>5,076</b>	100.0

Source: Camden City Police Department

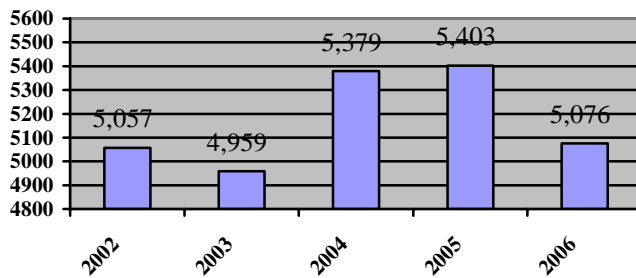


## Juvenile Arrests by Year 2002-2006

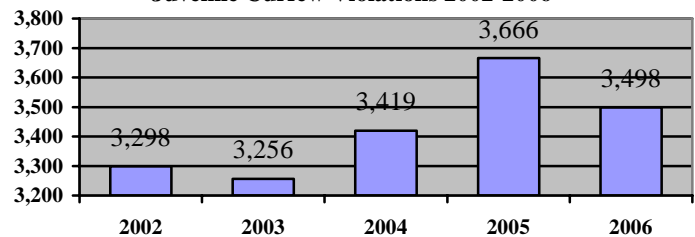
Classification of Offenses	2002	2003	2004	2005	2006
Murder	4	4	2	1	2
Robbery	31	38	25	26	22
Aggravated Assault	77	72	120	98	83
Burglary	15	31	34	35	17
Simple Assault	94	92	101	90	81
Arson	2	4	1	1	4
Larceny-Theft	37	30	30	32	39
Drug Offenses	256	217	377	314	247
Receiving Stolen Property	82	98	113	61	111
Weapon Offenses	29	36	20	35	35
Rape	5	1	2	1	3
Criminal Mischief	38	28	33	28	32
Disorderly Conduct	66	120	114	69	94
All Other Offenses	183	197	197	195	147
Curfew Violations	3298	3256	3419	3666	3498
Motor Vehicle Theft	1	3	10	3	1
Manslaughter	0	1	0	1	0
Sex Offense	4	1	0	4	2
Gambling	0	0	1	0	0
Run-Away	834	730	780	743	655
Forgery and Counterfeiting	1	0	0	0	3
<b>TOTAL</b>	<b>5057</b>	<b>4959</b>	<b>5379</b>	<b>5403</b>	<b>5076</b>

Source: Camden City Police Department

Total Juvenile Arrests 2002-2006



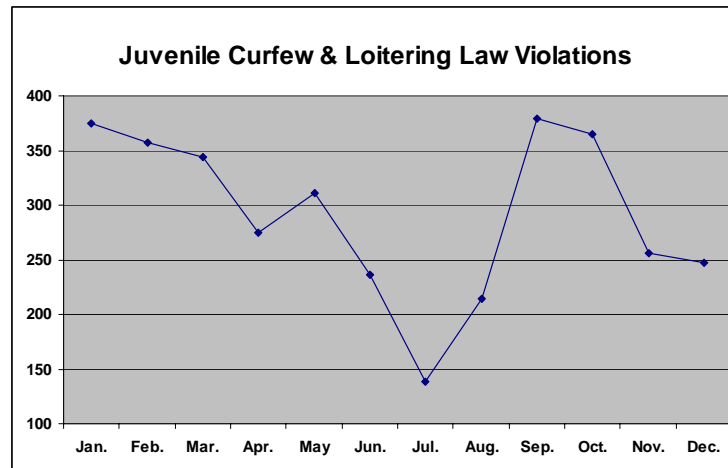
Juvenile Curfew Violations 2002-2006



## 2006 Monthly Comparison of Curfew Violations to Overall Juvenile Crime

Month	Curfew and Loitering Law Violations	Percent of Total Crime by Month	All other Juvenile Crime by Month
January	375	71.6	149
February	357	72.6	135
March	344	66.5	173
April	275	67.9	130
May	311	66.0	160
June	236	61.9	145
July	139	54.9	114
August	214	65.6	112
September	379	75.8	121
October	365	73.4	132
November	256	75.1	85
December	247	66.9	122
<b>TOTAL 2006</b>	<b>3,498</b>	<b>68.9</b>	<b>1,578</b>

*Source: Camden City Police Department*



## Camden City Age, Race/Ethnic Origin and Disposition of Juvenile Arrests by Year

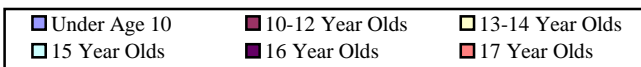
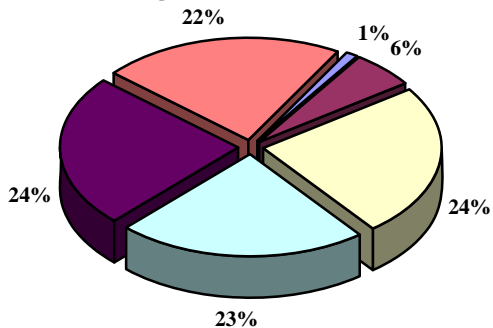
Number of Juveniles Taken into Custody by Age							
	2003		2005		2006		
Under 10	68	1%	54	1%	57	1%	
10 to 12	430	9%	392	7%	300	6%	
13 to 14	1,305	26%	1,325	25%	1,223	24%	
15 yrs	1,042	21%	1,235	23%	1,144	23%	
16yrs	1,048	21%	1,174	22%	1,230	24%	
17 yrs	1,066	21%	1,222	23%	1,122	22%	
<b>Total</b>	<b>4,959</b>	<b>100%</b>	<b>5,402</b>	<b>100%</b>	<b>5,076</b>	<b>100%</b>	

Number of Juveniles Taken into Custody by Race/Ethnicity							
	2003		2005		2006		
African-Americans	3,384	68%	3,602	67%	3,476	68%	
Hispanic	1,477	30%	1,679	31%	1,494	29%	
Whites	74	1%	81	1%	79	2%	
Asian/Pacific Islander	24	0%	40	1%	26	1%	
American Indian or Alaskan Native	0	0%	0	0%	1	0%	
<b>Total</b>	<b>4,959</b>	<b>100%</b>	<b>5,402</b>	<b>100%</b>	<b>5,076</b>	<b>100%</b>	

Disposition of Juveniles							
	2003		2005		2006		
Referred to Juvenile Court	924	19%	912	17%	850	17%	
Handled in House	4,035	81%	4,490	83%	4,226	83%	
<b>Total</b>	<b>4,959</b>	<b>100%</b>	<b>5,402</b>	<b>100%</b>	<b>5,076</b>	<b>100%</b>	

Source: Camden City Police Department

2006 Age of Arrested Juveniles



2006 Ethnicity of Arrested Juveniles

